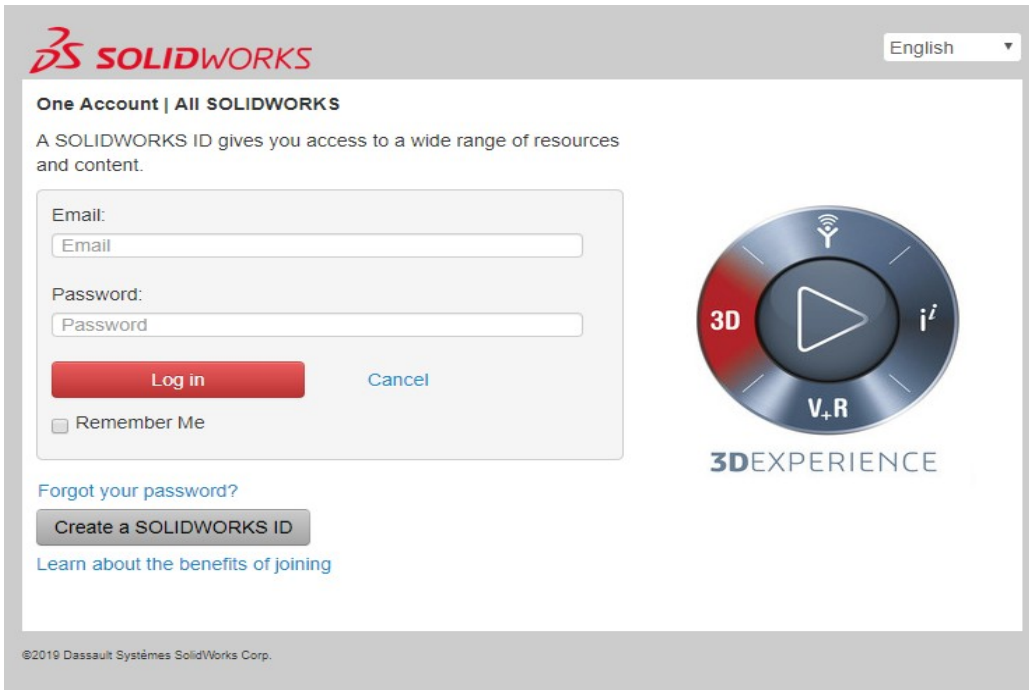


REGISTRO DE PRODUTO

Realize login no Portal do cliente (Customer Portal Solidworks):

<https://customerportal.solidworks.com/>

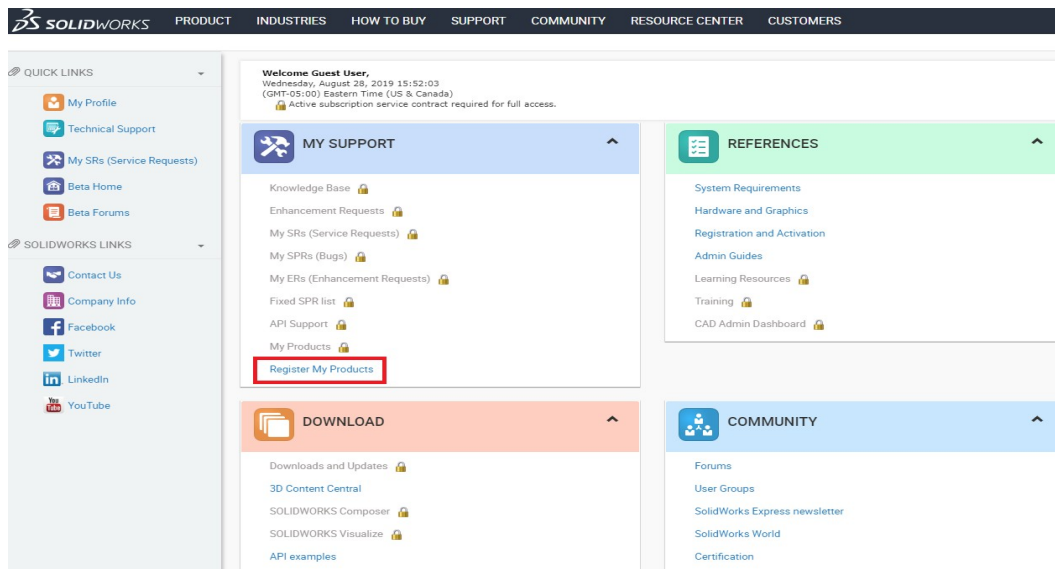


The screenshot shows the SolidWorks Customer Portal login interface. At the top left is the SolidWorks logo, and at the top right is a language dropdown menu set to "English". Below the logo, the text reads "One Account | All SOLIDWORKS" and "A SOLIDWORKS ID gives you access to a wide range of resources and content." The login form includes fields for "Email" and "Password", a "Log in" button, a "Cancel" button, and a "Remember Me" checkbox. To the right of the form is a circular graphic with "3D" on the left, "i" on the right, and "V+R" at the bottom, with a play button in the center and the text "3DEXPERIENCE" below it. At the bottom left of the page, there is a copyright notice: "©2019 Dassault Systèmes SolidWorks Corp." and links for "Forgot your password?", "Create a SOLIDWORKS ID", and "Learn about the benefits of joining".

Verifique se não tem nenhuma restrição nos links, caso esteja com cadeados, o registro do produto deve resolver.

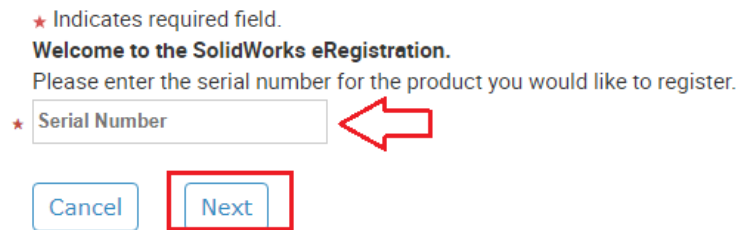
Para registrar, vá ao campo em destaque **“Register My Products”**.

Se depois de registrado não sumirem os cadeados, entrar em contato com o suporte UWV.

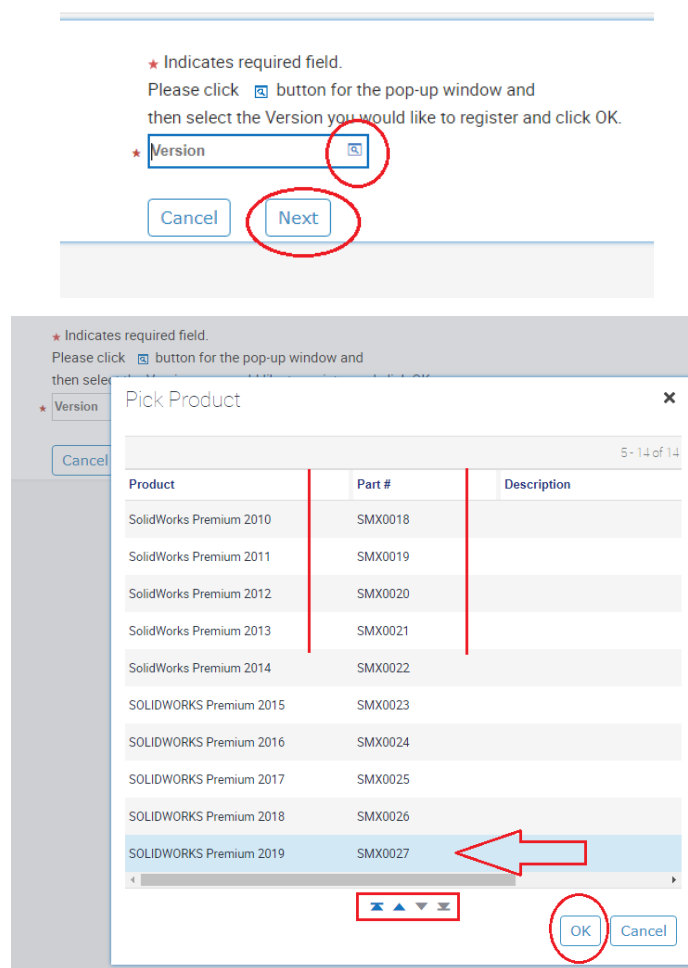


The screenshot shows the SolidWorks Customer Portal dashboard. The top navigation bar includes links for "PRODUCT", "INDUSTRIES", "HOW TO BUY", "SUPPORT", "COMMUNITY", "RESOURCE CENTER", and "CUSTOMERS". On the left, there are "QUICK LINKS" and "SOLIDWORKS LINKS" sections. The main content area is divided into several sections: "MY SUPPORT" (with a red box around "Register My Products"), "DOWNLOAD", "REFERENCES", and "COMMUNITY". The "MY SUPPORT" section lists various support options like Knowledge Base, Enhancement Requests, My SRs, My SPRs, My ERs, Fixed SPR list, API Support, and My Products. The "REFERENCES" section lists System Requirements, Hardware and Graphics, Registration and Activation, Admin Guides, Learning Resources, Training, and CAD Admin Dashboard. The "COMMUNITY" section lists Forums, User Groups, SolidWorks Express newsletter, SolidWorks World, and Certification.

Insira seu código serial que é composto de 24 dígitos. Avance clicando em **Next**.



Clique na lupa para selecionar sempre a versão mais recente. Se necessário utilize as setas e organize as colunas para visualizar melhor. Avance clicando em **Next**.



Se o código serial for válido e o Subscription Service (Contrato de Manutenção) estiver ativo, você receberá uma mensagem concluindo:

