

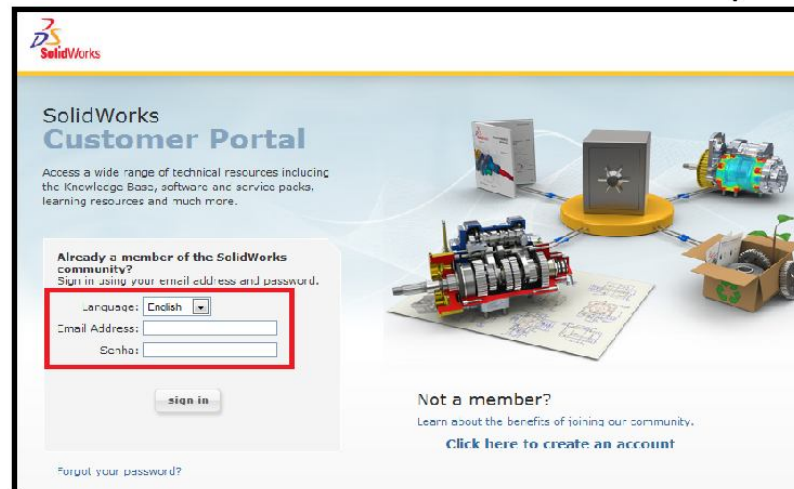
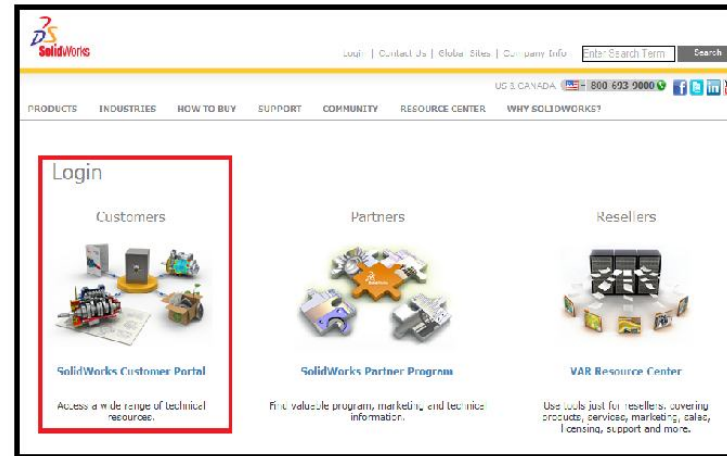
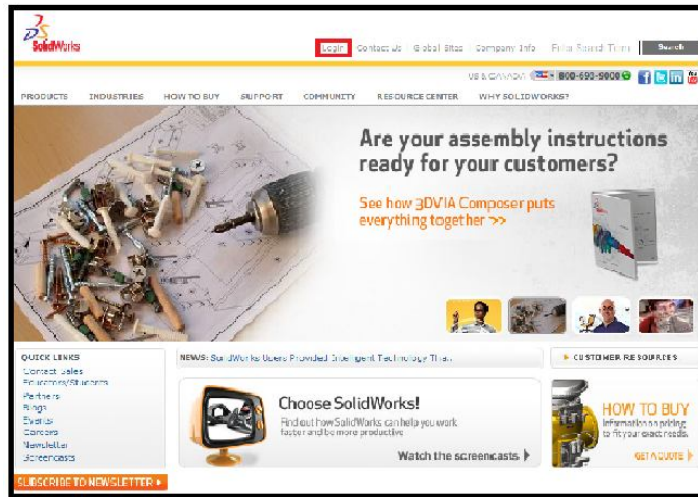
UVW Computação Gráfica

Procedimento para fazer o Download das novas versões do SolidWorks.

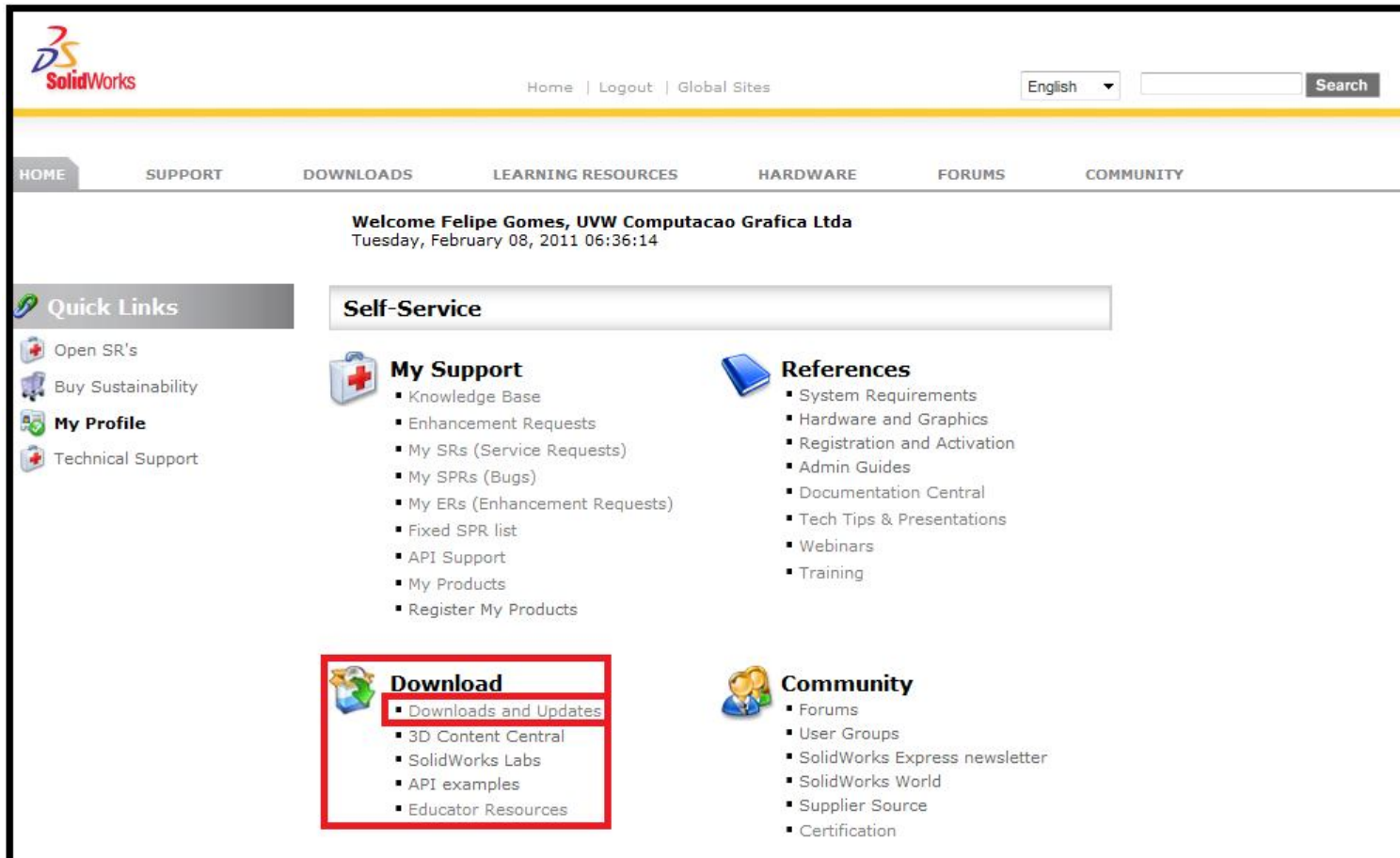
Obs: para realizar este passo a passo você já deve ter se cadastrado no site da SolidWorks.

Se houver dúvidas de como fazer siga o passo a passo “Como usar o portal do cliente SolidWorks” que está disponível na página da UVW na seção de Downloads.

1º - Faça o Login no site da SolidWorks, na área de Customer Portal, www.solidworks.com



2º Passo: Clique em Download/Updates. Para ter acesso a essa área do site o Subscription Service deve estar ativo.



The screenshot shows the SolidWorks website interface. At the top left is the SolidWorks logo. To its right are links for 'Home', 'Logout', and 'Global Sites'. Further right is a language dropdown menu set to 'English' and a search bar. Below this is a navigation bar with tabs for 'HOME', 'SUPPORT', 'DOWNLOADS', 'LEARNING RESOURCES', 'HARDWARE', 'FORUMS', and 'COMMUNITY'. The 'HOME' tab is currently selected. Below the navigation bar, a personalized welcome message reads: 'Welcome Felipe Gomes, UVW Computacao Grafica Ltda' followed by the date and time 'Tuesday, February 08, 2011 06:36:14'. On the left side, there is a 'Quick Links' section with icons and text for 'Open SR's', 'Buy Sustainability', 'My Profile', and 'Technical Support'. The main content area is titled 'Self-Service' and is divided into four columns. The first column is 'My Support', which includes links to 'Knowledge Base', 'Enhancement Requests', 'My SRs (Service Requests)', 'My SPRs (Bugs)', 'My ERs (Enhancement Requests)', 'Fixed SPR list', 'API Support', 'My Products', and 'Register My Products'. The second column is 'References', with links to 'System Requirements', 'Hardware and Graphics', 'Registration and Activation', 'Admin Guides', 'Documentation Central', 'Tech Tips & Presentations', 'Webinars', and 'Training'. The third column is 'Download', which is highlighted with a red rectangular box. It contains links to 'Downloads and Updates', '3D Content Central', 'SolidWorks Labs', 'API examples', and 'Educator Resources'. The fourth column is 'Community', with links to 'Forums', 'User Groups', 'SolidWorks Express newsletter', 'SolidWorks World', 'Supplier Source', and 'Certification'.

3º Passo: selecione a opção 2011 e o software SolidWorks:

Downloads

Download new versions** and Service Packs** for SolidWorks, Simulation, PDM, 3DVIA products, and Free CAD Tools (eDrawings, SolidWorks Explorer).

Select Version: 2011 ▼

SolidWorks

3DVIA Composer

FREE CAD TOOLS

References

- [Fixed SPRs*](#) Listing of SPRs fixed within a Service Pack
- [Install FAQs](#) Installation frequently asked questions
- [Product Comparison](#) SolidWorks, SolidWorks Office Professional and Premium
- [SolidWorks Labs](#) Preview not-yet-released technologies and applications

Note:

- [Critical Hotfix for PhotoWorks on 64-bit operating systems with SolidWorks 2009 SP5, SolidWorks 2010 SP1 or SolidWorks 2010 SP2](#)

Mais abaixo, selecione a versão (32 ou 64 bits) para download e o ServicePack 0.0, as opções de Service Pack 1.0 e 2.0 são para atualizar o Software depois de instalado.

Product	Version	Service Pack	Edition	Posted
SolidWorks	2011	2.0	XP/Vista/Win7 32-bit	01/17/2011
SolidWorks	2011	2.0	XP/Vista/Win7 64-bit	01/17/2011
SolidWorks	2011	1.0	XP/Vista/Win7 32-bit	12/02/2010
SolidWorks	2011	1.0	XP/Vista/Win7 64-bit	12/02/2010
SolidWorks	2011	0.0	XP/Vista/Win7 32-bit	10/18/2010
SolidWorks	2011	0.0	XP/Vista/Win7 64-bit	10/18/2010
Product	Version	Service Pack	Edition	Posted
SolidWorks 2D Editor	2011	2.0	XP/Vista/Win7 32-bit	01/17/2011
SolidWorks Enterprise PDM	2011	2.0	XP/Vista/2003/Win7 32/64	01/24/2011
SolidWorks Enterprise PDM	2011	1.0	XP/Vista/2003/Win7 32/64	12/13/2010
SolidWorks Enterprise PDM	2011	0.0	XP/Vista/2003/Win7 32/64	10/25/2010
SW Activation Wizard 32-bit	2011	2.0	XP/Vista/Win7 32-bit	01/17/2011
SW Activation Wizard 64-bit	2011	2.0	XP/Vista/Win7 64-bit	01/17/2011

4º Passo: Clique em Accept Agreement & Continue

SolidWorks Download EULA

English CHS CHT Czech French German Italian Japan
Korean Polish Spanish Turkish Russian Portuguese/Brazil

SolidWorks™ and certain other software licensed by DS SolidWorks (including the SolidWorks™ Simulation line of analysis products and the SolidWorks line of product data management products in all countries) if applicable (the "Software"). The term "Software" includes and these terms and conditions also apply to (i) any updates or upgrades to the Software that you may receive from time to time under a subscription service or other support arrangement, (ii) any add-in modules to the SolidWorks software you may order and install from time to time, and (iii) software from third parties such as the Adobe® PDF library that is incorporated into the SolidWorks software. You may not load or use the Software in any computer or copy it without a license from DS SolidWorks. DS SolidWorks hereby offers you a non-exclusive license on the terms set out in this Agreement. You should carefully read these terms and conditions BEFORE opening the case that contains the Software or installing and using the Software. Opening the case containing the Software or installing and using the Software will signify your agreement to be bound by these terms and conditions. If you do not agree to these terms and conditions, promptly return the case containing the Software and the accompanying items (including written materials) for a refund. This is a license agreement and not an agreement for sale.

1.A. **Grant of License.** DS SolidWorks grants to you a nonexclusive, nontransferable license to use the Software and the printed and/or electronic user documentation (the "Documentation") accompanying the Software in accordance with this Agreement. If you have paid the license fee for a single-user license, this Agreement permits you to install and use one (1) copy of the Software on any single computer at any time (i.e., if you change computers, you must de-install the Software from the old computer before installing it on the new computer) in the country in which you have your principal place of business or, if one of your branches has purchased the license from your reseller, in which this branch is located, *always provided that you have purchased the license from a DS SolidWorks reseller located in*

Accept Agreement & Continue

Decline Agreement



5º Passo: Aparecerá 3 Steps para seguir, no segundo Step tem uma opção de Download, **NÃO FAÇA** o Download por esta opção, clique na opção [download, unzip, and install all files \(not recommended\)](#) encontrada no Step 3.

Download and Install

The SolidWorks Installation Manager manages the installation files and prerequisites necessary for a successful and trouble-free installation.

Step 1


Internet Explorer users may see the following message. Installing this add-on will automatically download and install the SolidWorks Installation Manager during Step 2.

 This website wants to install the following add-on: 'sldimdownload.cab' from 'SolidWorks Corporation'. If you trust the website and the add-on and want to install it, click here... 

If you do not see this message or are not using Internet Explorer, proceed to Step 2.

Step 2

Download, unzip, and start the SolidWorks Installation Manager.

 **Download** SolidWorks 2011 XP/Vista/Win7 32-bit Service Pack 0.0

[Click here](#) for instructions if your browser security settings are blocking this download.

Step 3

Follow the step-by-step instructions in the SolidWorks Installation Manager for Individual Installations, Administrative Images, or Installation Manager Assisted Manual Downloads.

If you experience problems due to Internet proxy, other connection issues or policies, it is **strongly recommended** that you use Installation Manager Assisted Manual Downloads to ensure that all prerequisites are installed and all errors are logged for technical support.

For more information on Installation Manager Assisted Manual Downloads, [click here](#).

If the Installation Manager Assisted Manual downloads fail, you can individually [download, unzip, and install all the files \(not recommended\)](#).

6º Passo: Selecione as seguintes opções para Download:

Manual Installs

SolidWorks 2011 XP/Vista/Win7 32-bit Service Pack 0.0 Downloads

Update to: SolidWorks 2011 XP/Vista/Win7 32-bit Service Pack 0.0

Language	Portuguese-Brazilian ▼
SolidWorks Product	SolidWorks Premium ▼

Continue

7º Passo: Faça o Download de todos os itens em uma mesma pasta.

Step 2 - Required Prerequisite Downloads.

Product	Size	Notes
Microsoft C++ 2005 Runtime	2.56 MB	
Visual Studio Tools for Applications	47.86 MB	
Microsoft Office Web Components 11	17.33 MB	
Windows Search (Windows 2003 32-bit)	4.61 MB	
Windows Search (Windows XP 32-bit)	4.61 MB	
Windows Installer 3.1	2.44 MB	
Microsoft .Net Framework 3.5	231.44 MB	
Microsoft C++ 2008 Runtime	4.29 MB	

Step 3 - Required update for core SolidWorks.

Product	Size	Notes
SolidWorks Part 1 of 2	1168.47 MB	
SolidWorks Part 2 of 2	504.32 MB	

Step 4 - Required updates if these components are installed.

Product	Size	Notes
SolidWorks Flow Simulation	141.55 MB	
SolidWorks eDrawings	52.44 MB	
SolidWorks Explorer	144.49 MB	

Step 5 - Optional updates if these components are installed and licensed.

Product	Size	Notes
SolidWorks API SDK	1.02 MB	
COSMOSM	64.36 MB	
SolidWorks Document Manager API SDK	14.43 MB	
SolidWorks eDrawings API SDK	1.39 MB	
SolidNetWork License Manager	34.27 MB	
SolidWorks Workgroup PDM Server	359.67 MB	
Activation Wizard	9.28 MB	
Check For Updates	3.00 MB	

Step 6 - Installation Manager Download

Product	Size	Notes
SolidWorks Installation Manager	24.45 MB	

No Step 7 só o download do pacote da língua portuguesa é necessário

Step 7 - Language Packs (Download only the language(s) you need to install; English is included in core SolidWorks.)

Product	Size	Notes
SolidWorks Language Pack CHT	149.05 MB	
SolidWorks Language Pack CHS	148.86 MB	
SolidWorks Language Pack CSY	149.75 MB	
SolidWorks Language Pack FRA	147.82 MB	
SolidWorks Language Pack DEU	149.10 MB	
SolidWorks Language Pack ITA	143.45 MB	
SolidWorks Language Pack JPN	151.44 MB	
SolidWorks Language Pack KOR	149.36 MB	
SolidWorks Language Pack PLK	149.46 MB	
SolidWorks Language Pack PTB	149.00 MB	
SolidWorks Language Pack RUS	149.64 MB	
SolidWorks Language Pack ESP	149.25 MB	
SolidWorks Language Pack TRK	146.83 MB	

8º Passo: Feito todos os downloads, extraia todos os arquivos em uma única pasta e então o SolidWorks estará pronto para ser instalado.

Obs: a Instalação deve ser feita com privilegio de administrador, acesso a internet e com o anti - vírus desativado.

Porque com o anti - vírus desativado?

Durante a instalação o anti - vírus pode deletar algumas DLL`s o que impedirá o perfeito funcionamento do software.

Equipe técnica da UVW Computação Gráfica.

UVW Computação Gráfica

Sorocaba – (15) 3232 8808 Campinas – (19) 3236 1701